

Installation Guide

SHORE TABLE LAMP

The creators of beautiful, sustainable lighting.

Discover the full Tala family at tala.co.uk

BEFORE STARTING

Please read instructions thoroughly before installation and keep them for future reference. Please take extreme care when dealing with electrical equipment.

IMPORTANT

Bulb must be installed in fixture before turning on.

WARNING

Ensure power is turned OFF before inserting plug.

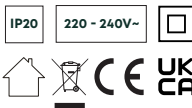
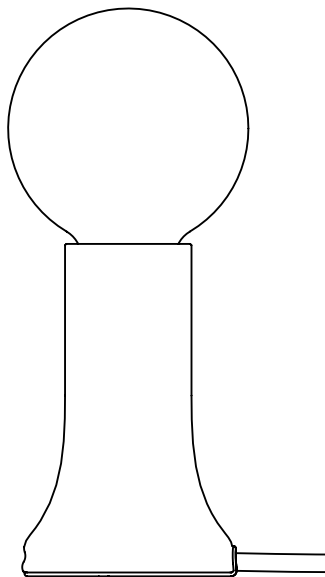
CARE AND CLEANING

We recommend cleaning with a soft dry cloth. Do not use abrasive materials as these will damage the finish of the product. Do not use alcohol or other solvents.

WARRANTY AND AFTER-CARE

This product has a two-year warranty. If there appears to be a functional defect with the product during this time, please contact our team at customerservice@tala.co.uk.

Please note, the flexible cable attached to this luminaire cannot be replaced; if the cable is damaged, recycle the luminaire and seek a replacement.




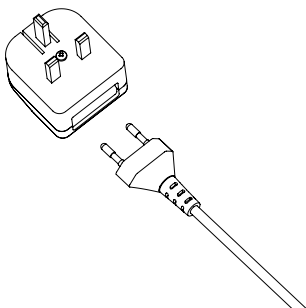
FOR INDOOR USE ONLY

SKU - SHR-G95-BTL-TBL-01-EU

SKU - SHR-G95-SEA-TBL-01-EU

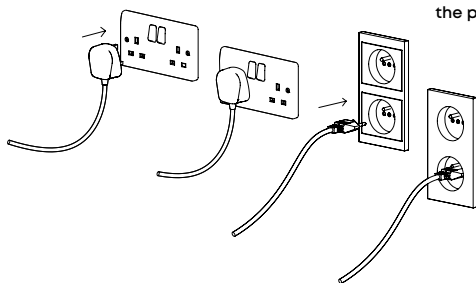
SKU - SHR-G95-SMK-TBL-01-EU

This symbol  indicates that electrical and electronic equipment (WEEE) should not be mixed with general household waste. For recovery and recycling, please take this product to a designated collection point where it will be accepted free of charge. Many retailers offer this in-store. Disposing of this product correctly will help save valuable resources and prevent any potential negative effects on human health and the environment.



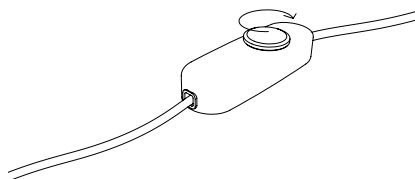
UK ONLY

Insert the EU plug into the UK Adapter, making sure it clicks-in and does not come loose.



STEP 1

Insert the lamp plug into your chosen wall socket, making sure the power is switched off.



STEP 2

Switch the power on and rotate the dial on your dimmer until the bulb lights up. Adjust the dimmer for your desired light output.

Join the Community

Instagram: @tala | Facebook: talaHQ | Pinterest: TalaLED | Tag: lighttoliveby

Tala Studios, 25B Vyner Street, London E2 9DG | hello@tala.co.uk

Tala Europe B.V, Bertus Aafjeshove 40, Nieuwegein 3437JN, Netherlands